

8Manage PM



8Manage PMP Tools

PMP Tools enables businesses to standardize projects across different departments



PMP Tools enables businesses to standardize projects across different departments. This means employees in the marketing department will use the same approach for a project as those working in the finance department.

PMP Tools also helps project managers. Because the project management approach is universal in companies that use PMBOK, managers can more easily change companies without needing long periods to gain knowledge.

There is a wide range of different project types. They all consist of different processes and knowledge areas. PMP Tools is process oriented. This means that the project is described as a process that has to be carried out. Using PMP Tools, the entire project can be split into:

- Input, such as documents, decisions, plans and designs
- Techniques and methods
- Output such as documents, decisions, plans and designs

PMP Tools can accommodate different management styles for different situations:

8Manage PM

Occasional Collaboration



Complex Coordination



Commitment Management



Occasional Collaboration



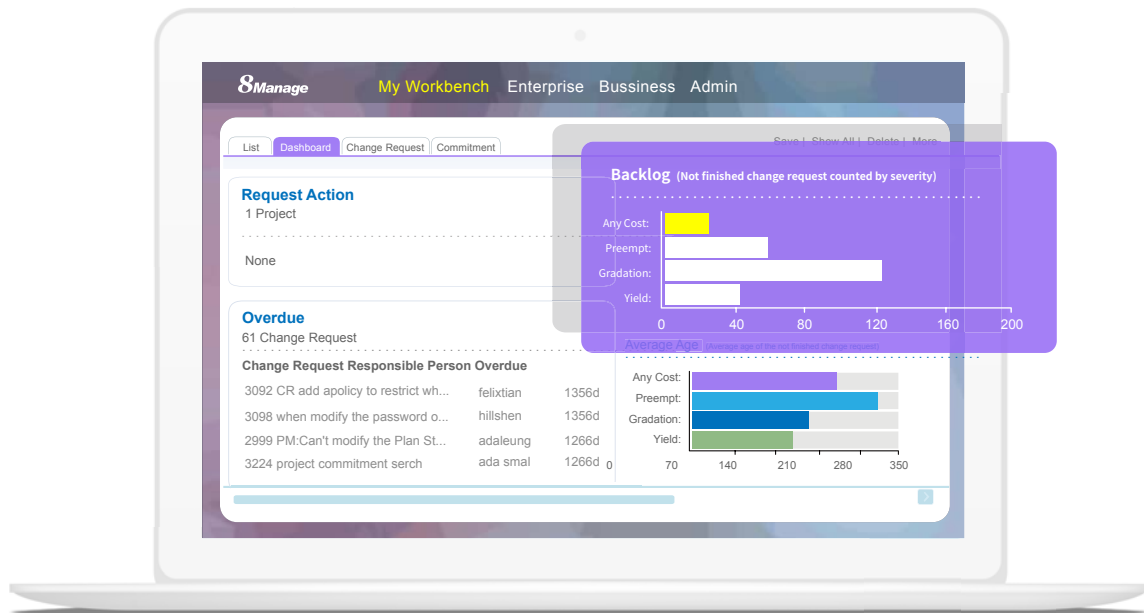
Transparency Management



复杂的团队

PMP Tools can accommodate different management styles for different situations:

1. Scope & Requirements Management



8Manage centralizes scope & requirements management and provides Requirements Request to capture, filter, clarify and validate requirements and Requirements Matrix to organize requirements and track their progress from start to completion. 8Manage Reality Check facility can be used to detect scope communication issues and requirements instability issues. Requirements review and acceptance are automatically tracked and requirements changes must go through the strict change control process.

8Manage provides Real-time Display Components for analyzing and displaying requirements management information.

2. Time Management

8Manage automatically tracks time and progress for each project activity and deliverable. The % of complete lower level activities and deliverables are automatically aggregated up to the higher level activities. Overdue activities and deliverables are flagged and alert messages will be sent to the affected stakeholders. 8Manage always keeps track of original scheduled time, latest scheduled time and actual completion time and highlights the discrepancies.

8Manage can also keep track of multiple baselines (versions) of the project plan.

Time Management

WBS	Start		Finish		Status
	Planned	Actual	Planned	Actual	
Requirements	2021 Jul 12	2021 Jul 12	2021 Nov 30	2021 Nov 30	Finished
Design	2021 Dec 05	2021 Dec 01	2022 Mar 10	2022 Mar 08	Finished
Construction	2022 Mar 15	2022 Mar 10	2022 Dec 28		Not Yet Due
Front End	2022 Mar 15	2022 Mar 10	2022 Sep 17		Overdue
Back End	2022 Apr 30	2022 Apr 30	2022 Dec 28		Not Yet Due
Testing	2022 Dec 31		2023 Jun 20		Not Yet Due
Acceptance	2023 Jun 24		2023 Jun 30		Not Yet Due

3. Revenue & Cost Management

The screenshot displays the 8Manage software interface with several key components:

- Navigation Bar:** 8Manage My Workbench Enterprise Business Admin
- Order Management:** Order, Project, Contract (Milestone and Fulfillment Information)
- Accounting Tools:** Adjustment, Approva, Client, Matching, Account Receivable Reports, Account Receivable
- Budgeting & Tracking Table:**

	Operating			Capital		
	Budget Approved	Forecast	Actual	Budget Approved	Forecast	Actual
	57,000	8,600	38,314	8,000	0	7,307
	38,000	6,400	28,624	6,000	0	5,485
	22,000	0	12,380	3,800	0	3,701
	16,000	6,400	16,244	2,200	0	1,784
	19,000	2,200	9,690	2,000	0	1,822

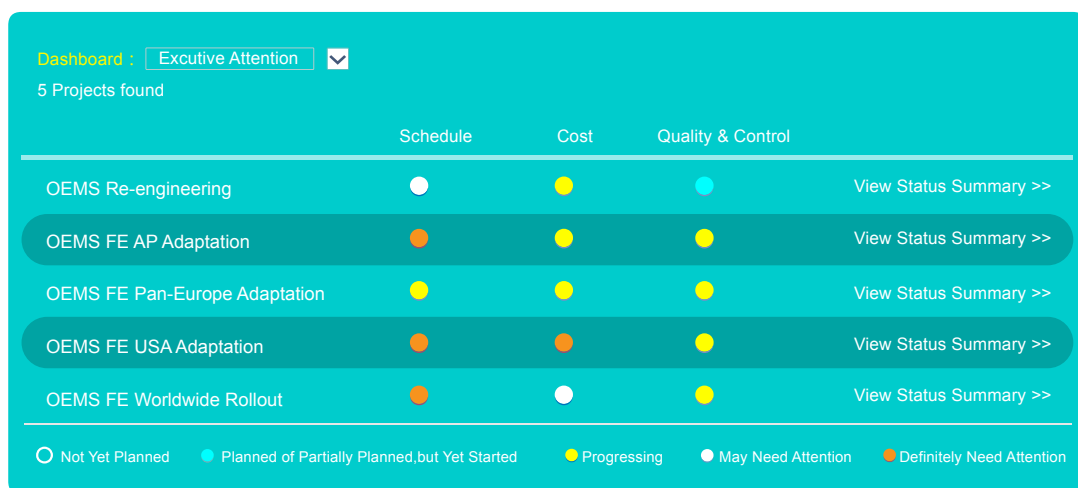
	Budget (Approved+Forecast) 2008				Actual 2008			
	Q1	Q2	Q3	Q4	Q1	Q2	Q3	Q4
	3,800+0	5,200+0	5,800+0	6,000+0	4,800+0	4,900+0	2,680+0	
	3,800+0	3,900+0	4,000+0	4,400+0	3,750+0	3,860+0	1,817	
	3,000+0	3,000+0	3,000+0	3,000+0	2,900+0	2,900+0	1,267	
	800+0	900+0	1,200+0	1,400+0	850	960	550	
	989+0	984+0	1,284+0	1,284+0	896	732	555	
	211+0	316+0	316+0	316+0	154	308	308	
	3,800+0				3,701			
	3,000+0				3,701			

8Manage provides the comprehensive revenue & cost budgeting & tracking functionality at both activity level and project level and the full traceability of project revenues with sales orders and contracts and project costs with timesheets, expenses, PO, invoices and payments.

8Manage provides the following project accounting functionality :

- Project-defined revenue & cost classifications linking to COA
- Automatic revenue calculation based on sales orders & contracts
- Automatic client invoice generation based on payment terms in orders & Contracts
- Automatic labor cost calculation based on timesheets
- Automatic procurement cost calculation based on PO & contracts
- Automatic expense calculations based on expense reports
- Automatic checking supplier invoices against PR and PO
- Invoice aging and overdue management
- Invoice and payment linkage
- Automatic and real-time revenue & cost aggregation
- Budget variance detection and re-forecast
- Real-time linkage of project revenue & cost to organizational revenue & cost

4. Quality Management



Dashboard :

5 Projects found

	Schedule	Cost	Quality & Control	
OEMS Re-engineering	●	●	●	View Status Summary >>
OEMS FE AP Adaptation	●	●	●	View Status Summary >>
OEMS FE Pan-Europe Adaptation	●	●	●	View Status Summary >>
OEMS FE USA Adaptation	●	●	●	View Status Summary >>
OEMS FE Worldwide Rollout	●	●	●	View Status Summary >>

Not Yet Planned
 Planned or Partially Planned, but Yet Started
 Progressing
 May Need Attention
 Definitely Need Attention

8Manage provides Quality Metrics to allow the project manager to set measurement targets and gauge the incremental and final deliverable qualities. 8Manage also allows the project managers to set different policies to enforce Review & Approval for controlling qualities during deliverable creation and finalization.

8Manage Reality Check can be used to detect process issues and deliverable quality issues and Real-time Dashboards can be used to disseminate Quality Metrics, Review & Approval and Reality Check information effectively at real-time so that quality problems and achievements can be seen by everyone at the earliest possible time.

5. Communications Management



8Manage automates the following for project communications:

- Automatic Alerts & Notifications
- Automatic generation & delivery of Weekly Status Report
- Real-time Chat
- Discussion forum
- Reality Check

8Manage supports Iterative Reviews & Acceptance of deliverables to support the short iteration needs in communication for complex problem-solving. 8Manage also facilitates Structured Interactions and provides real-time information, allowing teams to make informed decisions.

The most powerful communication tool in 8Manage is its Data Agility & Preciseness that help projects tremendously reduce miscommunications and enhance teamwork & effectiveness.

6. Resource Management

8Manage provides features for searching, requesting, allocating and tracking of resources in multiple sites, groups, projects and activities. 8Manage also provides advanced resource management features such as project-defined resource roles and resource leveling.



8Manage resource management features include:

- Automated resource search across sites & groups based on skill & availability
- Facilitating & tracking of resource provision, allocation & utilization
- Resource allocation automates cost estimating & budgeting
- Comparison of resource planned vs. actual utilization
- Automatic detection of overloaded & inadequate resources

8Manage also provides rich resource planning and utilization reports so that you can analyze resource provisioned vs. allocated vs. actual at deliverable, activity and project levels over time.

7. Risk Management

8Manage automatically detects Systemic schedule, cost, resource and quality Risks and their impacts and extrapolates the ultimate impacts from existing impacts so that people can see the severity of the damages if the risks are not properly managed.

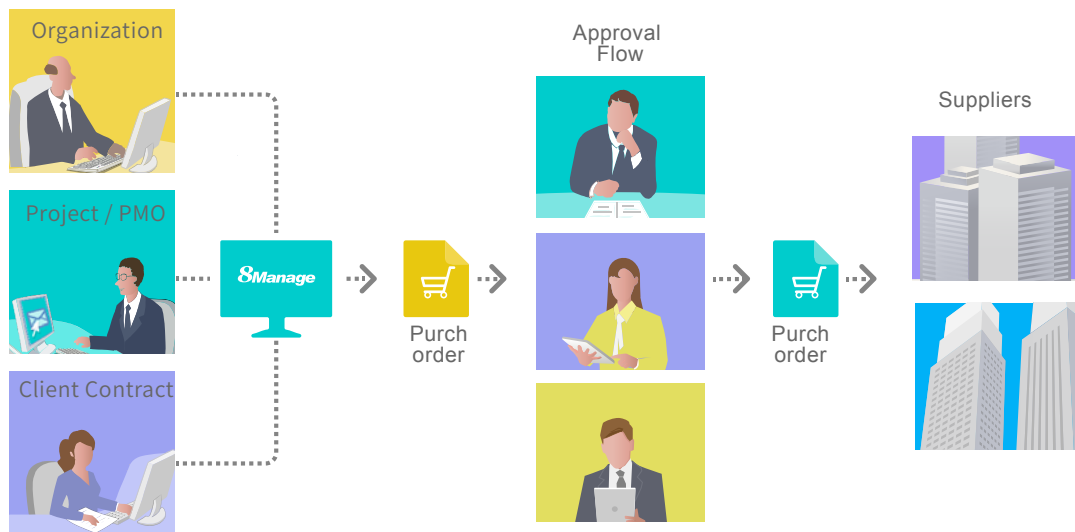


8Manage also provides an integrated Risk Register for recording user-identified risks and tracking them from start to closure. In Risk Register, each risk is classified and evaluated from low to high chance of happening and from low to high impact before and after the identified actions are taken so that people can easily assess the effectiveness of their Risk Medication actions.

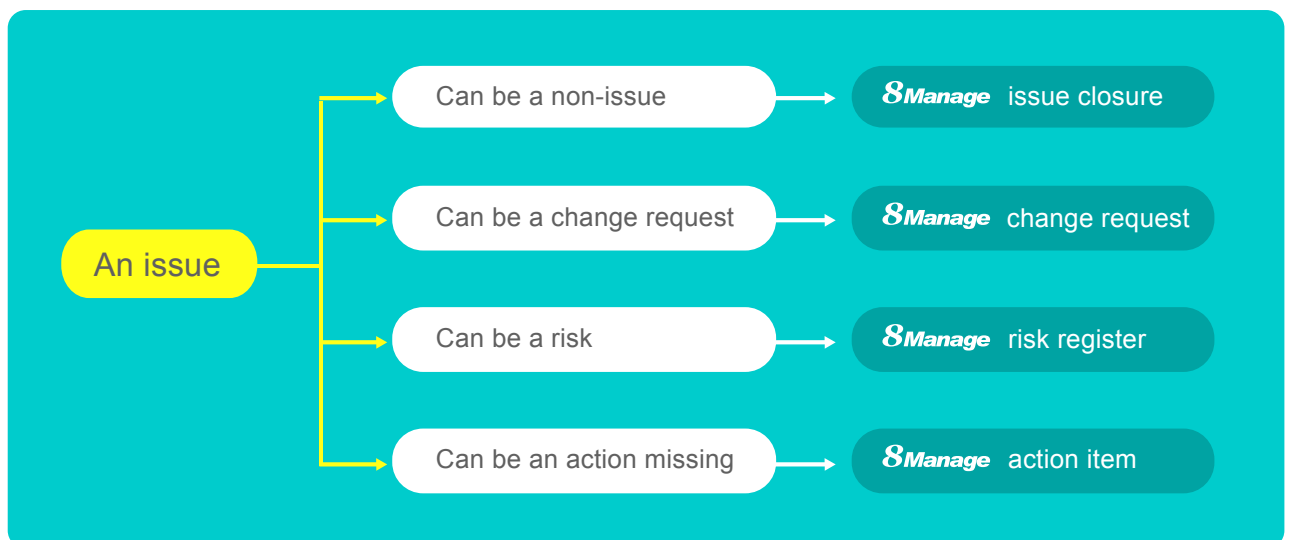
8. Procurement Management

Manage supports Supplier Management, e-Tender and e-Procurement at activity and project levels. The tendering process is rule-driven and its security and integrity are well controlled by the system. For procurement, 8Manage supports PR, PO, invoice and payment management. It also supports procurement contracting, subcontracting and outsourcing.

8Manage also supports Project-based Procurement. A gigantic or complex procurement task can be a project with multiple procurement activities of various types. Procurement information will be aggregated according to the project WBS structure and schedule, resource and dependency can be managed using project management discipline.



9. Issue Management



8Manage supports raising, assigning, acting, tracking, escalating and closure of issues at activity and project levels and allows the linkages of issues to risks, change requests and actions. 8Manage provides Issue Map to allow the user to walk through the linkages surrounding issues. Escalated issues will be marked in RED and the person(s) that the issue is escalated to must acknowledge the escalation. Issues raised in lower level activities are automatically aggregated up to their upper level activities and to the project.

10. Change Management

8Manage provides Change Requests to allow the user to record and manage changes.

Each Change Request contains the following information:

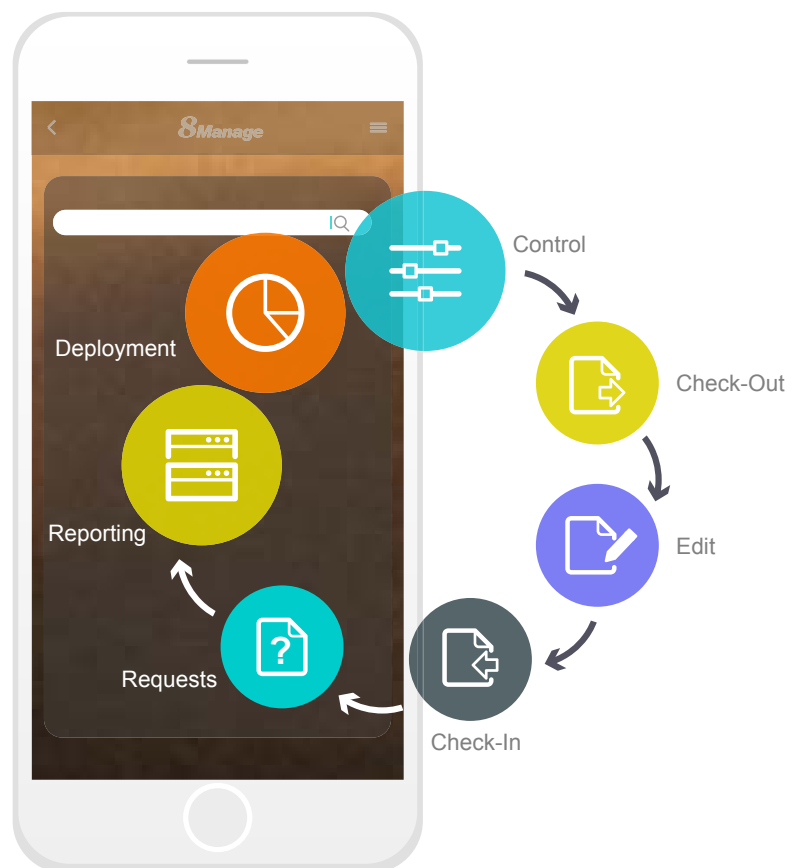
- Discovered In
- Work Order
- Impact
- Plan
- Resolution

Each Change Request can be in one of the following states:

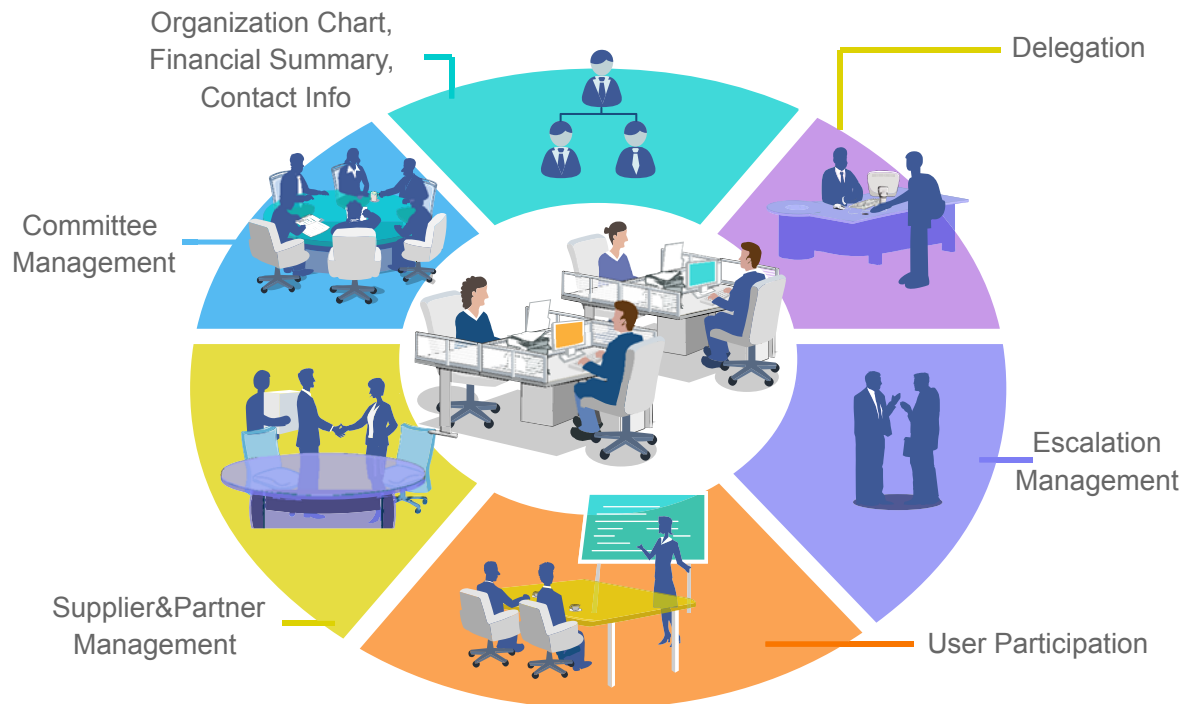
- Assigned
- Accepted responsibility
- Submitted proposal
- Submitted resolution
- Accepted resolution
- Closed

A Change Request can be applied for change information logging while the project WBS is being changed and the change impact information will be associated with the Change Request permanently. When people need to find out the change impacts of a particular Change Request or set of Change Requests, they can enter the Change Request

number(s) to the system and the system will provide the change impact information.



11. Enterprise Collaboration



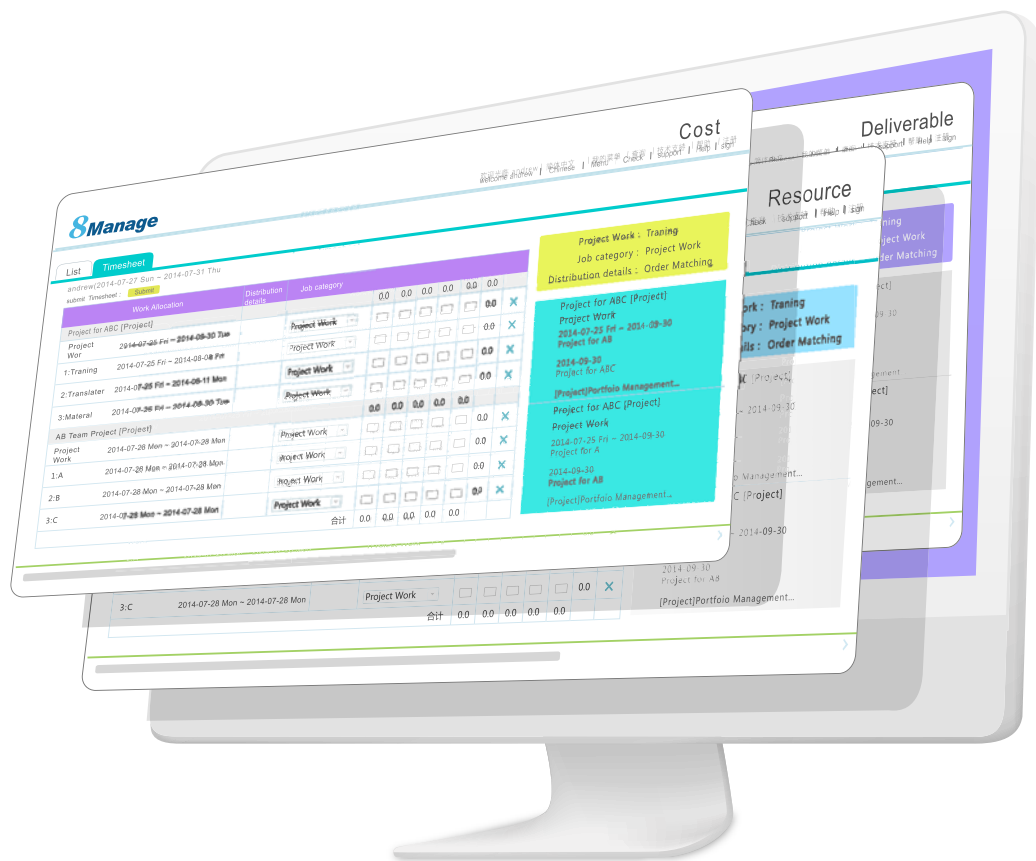
8Manage provides the foundation for individual and group coordination and interaction and its major collaboration functions are described as follows:

- Functional and project-oriented organization management
- Common language for request, commit, deliver and accept
- Group, committee and site coordination and management
- Client, partner and supplier coordination and management
- Inter-organization interaction and escalation management

12 Real-time Monitoring & Tracking

8Manage provides the following dashboards for communicating status, identifying problems and tracking necessary actions:

- Overall
- Phase Info
- Dependency
- Risk
- Reality Check
- Cost
- Resource
- Deliverable
- Change Request
- Key Measure & Comparison



8Manage also provides various real-time display components for viewing Projects, Libraries, Alerts, Orders, PO, Change Requests etc.

8Manage can provide best combination of standard products & redevelopment services for enterprise management and over 500 corporations in Asia are using our following modules on-premises or SaaS:

8Manage PPM : Project and Portfolio Management

8Manage Timesheet : Resource Time and Cost Management

8Manage SRM : Supplier Management, e-Procurement and e-Tender

8Manage ERP : Enterprise Full Automation

8Manage CRM : Corporate Client CRM and Consumer CRM

8Manage ITSM : Service Management

8Manage HCM : Human Capital Management

8Manage OA : Office Automation

8Manage EDMS : Electronic Document Management System

8Manage Kanban : Visual Agile and Lean